

XXXPol 698~960MHz/1710~2690MHzx2 33°/33° 18/19dBi 2°~12°/2°~12° Integrated and replaceable RCU (Remote Control Unit) Antenna.

Electrical specifications

Frequency Range(MHz)	698~960			
	698~803	790~862	824~894	880~960
Polarization	±45°			
Gain at mid tilt (dBi)	16.8	17.0	17.2	17.5
Gain over all tilts (dBi)	16.6±0.4	16.8±0.4	17.0±0.5	17.3±0.4
Horizontal 3dB beamwidth (°)	38±4	35±4	32±3	28±3
Vertical 3dB beamwidth (°)	15.8±1.2	15.2±0.9	14.8±0.8	14.2±0.7
Front to back ratio (dB)	>26	>25	>25	>25
Total power, ±30°	>26	>25	>25	>25
Cross polar ratio (dB) (at Boresight)	>16	>16	>15	>15
Electrical downtilt (°)	2~12			
Sidelobe suppression (dB) (First sidelobe above main beam)	>17	>17	>16	>16
VSWR	<1.5			
Isolation: intra-system (dB)	≥25			
Isolation: inter-system (dB)	≥28			
Intermodulation IM3 (2x43dBm carrier)	≤-153dBc			
Impedance (Ω)	50			
Max. power per input (W) @50°C	400			
Lightning protection	DC Ground			

Electrical specifications

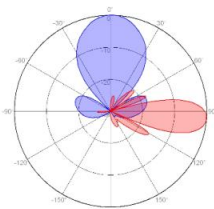


Frequency Range(MHz)	1710~2690x2			
	1710~1920	1920~2200	2200~2500	2500~2690
Polarization	±45°			
Gain at mid tilt (dBi) (Bottom)	17.2	17.7	18.0	18.5
Gain over all tilts (dBi) (Bottom)	16.8±0.5	17.2±0.5	17.8±0.5	18.2±0.5
Gain at mid tilt (dBi) (Top)	16.8	17.2	17.5	18
Gain over all tilts (dBi) (Top)	16.5±0.5	17±0.5	17.3±0.5	17.8±0.5
Horizontal 3dB beamwidth (°)	38±3	34±4	32±4	30±5
Vertical 3dB beamwidth (°)	14.6±1.1	12.6±0.9	11.2±0.8	10.3±0.8
Front to back ratio (dB)	>26	>26	>25	>25
Total power, ±30°	>26	>26	>25	>25
Cross polar ratio (dB) (at Boresight)	>16	>17	>17	>16
Electrical downtilt (°)	2~12			
Sidelobe suppression (dB) (First sidelobe above main beam)	>15	>16	>16	>15
VSWR	<1.5			
Isolation: intra-system (dB)	≥25			
Isolation: inter-system (dB)	≥28			
Intermodulation IM3 (2x43dBm carrier)	≤-153dBc			
Impedance (Ω)	50			
Max. power per input (W) @50°C	200			
Lightning protection	DC Ground			

Mechanical specifications

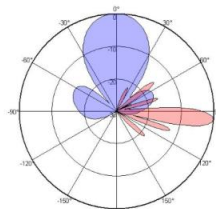
Connector	6x4.3-10-Female
Connector position	Bottom
Heightxwidthxdepth (mm)	1499x499x178
Packing size (mm)	1895x620x342
Antenna weight (kg)	29.5
Installation kit weight (kg)	5.4
Packing weight (kg)	41
Wind load (N,at 150km/h) Frontal/Lateral/Rearside	790/165/800
Max. wind velocity (km/h)	216
Radome material	Fiberglass
Radome color	Gray
Mechanical tilt (°)	0~15
Operating temperature (°C)	-50~65
Mounting hardware (mm)	Φ50~Φ115

Integrated RET properties

RET model	TRCU-TQ10P2V01
RET type	Integrated (Replaceable)
RET protocol	AISG 2.0/3GPP
Power supply(V)	10-30 DC
Power consumption(W)	≤0.6 (Idle, 12V), ≤6 (In motion, 12V)
Adjustment time (Full Range)	<4Mins
Adjustment cycles	>50,000
Temperature range (°C)	-40~65
Lightning protection	3KA(8/20μs) @ Pin5 & Pin3; 5KA(8/20μs) @ Pin1 / Pin6 & Pin7
Connectors	2x8 Pin circle connector according to IEC60130-9 and AISG.Daisy chain in:Male, Daisy chain out:Female Pin1:12V;Pin3:RS485B;Pin5:RS485A; Pin6:10-30V;Pin7:GND;Pin2&Pin4&Pin8:N/C



698~960MHz



1710~2690MHz

Ant Array	RET Unique ID
R1	TY00000.....R1
Y1	TY00000.....Y1
Y2	TY00000.....Y2