

XXPol 698~960MHz/1710~2690MHz 65°/65° 17/18dBi 2°~12°/2°~12° Integrated and replaceable RCU (Remote Control Unit) Antenna.

Electrical specifications

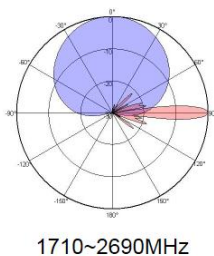
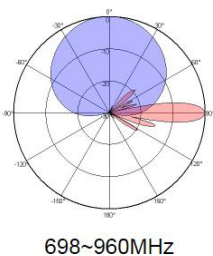
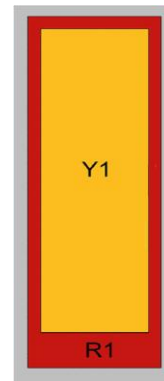
Frequency Range(MHz)	698~960			
	698~803	790~862	824~894	880~960
Polarization	±45°			
Gain at mid tilt (dBi)	16.2	16.4	16.5	16.9
Gain over all tilts (dBi)	16.0±0.5	16.2±0.4	16.3±0.4	16.7±0.5
Horizontal 3dB beamwidth (°)	68±5	67±5	67±5	66±5
Vertical 3dB beamwidth (°)	9.2±0.6	8.4±0.5	8.0±0.4	7.5±0.4
Front-to-back ratio (dB)	>24	>25	>26	>26
Total power, ±30°				
Cross polar ratio (dB) (at Boresight)	>22	>22	>23	>23
Electrical downtilt (°)	2-12			
Sidelobe suppression (dB) (First sidelobe above main beam)	>17	>17	>17	>17
VSWR	<1.5			
Isolation: intra-system (dB)	≥25			
Isolation: inter-system (dB)	≥28			
Intermodulation IM3 (2x43dBm carrier)	≤-150 dBc			
Impedance (Ω)	50			
Max. power per input (W) @50°C	400			
Lightning protection	DC Ground			

Electrical specifications

Frequency Range(MHz)	1710~2690			
	1710~1920	1920~2200	2200~2490	2490~2690
Gain at mid tilt (dBi)	17.2	17.4	17.5	17.7
Gain over all tilts (dBi)	17.0±0.5	17.2±0.5	17.3±0.5	17.5±0.5
Horizontal beam centers (°)	65±5	62±5	60±5	60±5
Horizontal 3dB beamwidth (°)	6.8±0.5	6.0±0.4	5.2±0.4	4.8±0.4
Front to back ratio (dB)	>25	>26	>26	>25
Total power, ±30°				
Cross-polar ratio (dB) (at Boresight)	>18	>18	>16	>16
Electrical downtilt (°)	2-12			
Sidelobe suppression (dB) (First sidelobe above main beam)	>17	>17	>16	>16
VSWR	<1.5			
Isolation: intra-system (dB)	>25			
Isolation: inter-system (dB)	>28			
Intermodulation IM3 (2x43dBm carrier)	≤-150 dBc			
Impedance (Ω)	50			
Max. power per input (W) @50°C	250			
Lightning protection	DC Ground			

Mechanical specifications	
Connector	4x4.3-10 Female
Connector position	Bottom
Heightxwidthxdepth (mm)	2580x300x146
Packing size (mm)	2970x400x280
Antenna weight (kg)	28.5
Installation kit weight (kg)	5.4
Packing weight (kg)	39.4
Wind load (N,at 150km/h) Frontal/Lateral/Rearside	1028/236/981
Max. wind velocity (km/h)	216
Radome material	Fiberglass
Radome color	Gray
Mechanical tilt (°)	0~8
Operating temperature (°C)	-50~65
Mounting hardware (mm)	Φ50~Φ115

Integrated RET Properties	
RET model	TRCU-TQ10P2V01
RET type	Integrated (Replaceable)
RET protocol	AISG 2.0 / 3GPP
Power supply(V)	10-30 DC
Power consumption(W)	≤0.6 (Idle, 12V), ≤6 (in Motion, 12V)
Adjustment time(Full range)	<4Mins
Adjustment cycles	>50,000
Temperature range (°C)	-40~65
Lightning protection	3KA(8/20μs) @ Pin5& Pin3; 5KA(8/20μs) @ Pin1/ Pin6& Pin7
Connectors	2 x 8 Pin circle connector according To IEC 60130-9 And AISG. Daisy chain in: Male , Daisy chain out: Female Pin1: 12V; Pin3: RS485B; Pin5: RS485A; Pin6: 10-30V; Pin7: GND; Pin2 & Pin4 & Pin8: N/C



Ant Array	RET Unique ID
R1	TY00000.....R1
Y1	TY00000.....Y1