

XXXPol 698~862MHz/880~960MHz/1710~2690MHz 65°/65°/65° 16/17/18dBi 2°~12°/2°~12°/2°~12°
 Integrated and replaceable RCU (Remote Control Unit) Antenna,with Combiner Integrated.

Electrical specifications

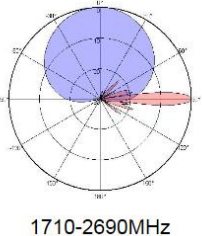
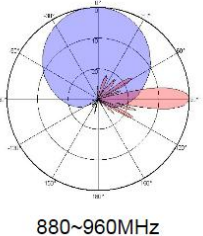
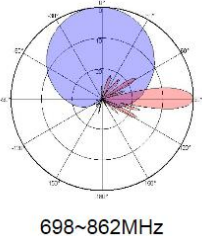
Frequency Range(MHz)	R1-698~862		R2-880~960
	698~806	790~862	880~960
Polarization	±45°		
Gain (dBi)	16.2	16.5	16.7
Gain over all tilts (dBi)	16.0±0.4	16.3±0.4	16.5±0.5
Horizontal 3dB beamwidth (°)	67±5	66±4	62±4
Vertical 3dB beamwidth (°)	8.5±1	8.1±0.8	7.7±0.6
Front-to-back ratio (dB)	>25	>26	>26
Total power, ±30°	>25	>26	>26
Cross-polar ratio (dB) (at Boresight)	>20	>20	>20
Electrical downtilt (°)	2~12		2~12
Sidelobe suppression (dB) (First sidelobe above main beam)	>16	>16	>17
VSWR	<1.5		
Isolation: intra-system (dB)	≥25		
Isolation: inter-system (dB)	≥30		
Intermodulation IM3 (2x43dBm carrier)	≤-150dBc		
Impedance (Ω)	50		
Max. power per input (W) @50°C	400		

Electrical specifications

Frequency Range(MHz)	Y1 -1710-2690			
	1710~1920	1920~2200	2200~2490	2490~2690
Polarization	±45°			
Gain (dBi)	17.2	17.5	18.0	17.7
Gain over all tilts (dBi)	17.0±0.5	17.3±0.5	17.8±0.5	17.5±0.5
Horizontal 3dB beamwidth (°)	68±6	66±5	64±5	66±6
Vertical 3dB beamwidth (°)	6.8±0.4	6.4±0.4	5.5±0.5	5.2±0.4
Front-to-back ratio (dB)	>26	>27	>27	>26
Total power, ±30°	>26	>27	>27	>26
Cross-polar ratio (dB) (at Boresight)	>20	>20	>20	>20
Electrical downtilt (°)	2~12			
Sidelobe suppression (dB) (First sidelobe above main beam)	>17	>17	>16	>16
VSWR	<1.5			
Isolation: intra-system (dB)	≥25			
Isolation: inter-system (dB)	≥30			
Intermodulation IM3 (2x43dBm carrier)	≤-150dBc			
Impedance (Ω)	50			
Max. power per input (W) @50°C	200			

Mechanical specifications	
Connector	6x4.3-10-Female
Connector position	Bottom
Heightxwidthxdepth (mm)	2580x300x146
Packing size (mm)	2965x400x260
Antenna weight (kg)	36
Installation kit weight (kg)	5.5
Packing weight (kg)	47
Wind load (N,at 150km/h) Frontal/Lateral/Rearside	981/236/1028
Max. wind velocity (km/h)	216
Radome material	Fiberglass
Radome color	Gray
Mechanical tilt (°)	0~8
Operating temperature (°C)	-50~65
Mounting hardware (mm)	Φ50~Φ115

Integrated RET properties	
RET model	TRCU-TQ10P2V01 (Replaceable, Included)
RET type	Integrated (Replaceable)
RET protocol	AISG 2.0 SRET
Power supply(V)	10-30 DC
Power consumption(W)	≤0.6 (Idle, 12V), ≤6 (In motion, 12V)
Adjustment time (Full Range)	<4Mins
Adjustment cycles	>50,000
Temperature range (°C)	-40~65
Lightning protection	3KA(8/20μs) @ Pin5 & Pin3; 5KA(8/20μs) @ Pin1 / Pin6 & Pin7
Connectors	2x8 Pin circle connector according to IEC60130-9 and AISG. Daisy chain in: Male, Daisy chain out: Female Pin1: 12V; Pin3: RS485B; Pin5: RS485A; Pin6: 10-30V; Pin7: GND; Pin2&Pin4&Pin8: N/C



Ant Array	RET Unique ID
R1	TY00000.....R1
R2	TY00000.....R2
Y1	TY00000.....Y1