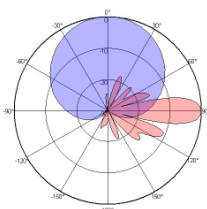
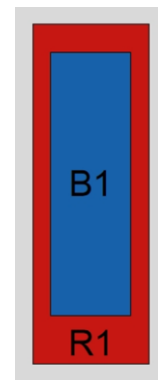


XXPol 790~960MHz/1710~2170MHz 65°/65° 15/17.5dBi 0°~14°/0°~10° Integrated RCU (Remote Control Unit) Antenna.

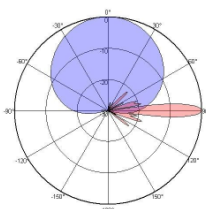
Electrical specifications						
Frequency Range(MHz)	790~960			1710~2170		
	790~862	824~896	880~960	1710~1880	1850~1990	1920~2170
Polarization	±45°					
Gain at mid tilt (dBi)	14.5	14.8	14.9	16.9	17.2	17.3
Gain over all tilts (dBi)	14.3±0.5	14.5±0.5	14.7±0.4	16.7±0.3	17.0±0.3	17.1±0.3
Horizontal 3dB beamwidth (°)	66±3	64±3	62±2	67±3	64±3	61±3
Vertical 3dB beamwidth (°)	14.4±0.5	13.9±0.5	13.1±0.6	6.8±0.3	6.2±0.3	5.8±0.3
Front-to-back ratio (dB)	>25	>25	>25	>25	>25	>25
Total power, ±30°	>25	>25	>25	>25	>25	>25
Cross polar ratio (dB) (at Boresight)	>18	>18	>17	>18	>18	>17
Electrical downtilt (°)	0-14			0-10		
Sidelobe suppression (dB) (First sidelobe above main beam)	>16	>16	>15	>16	>16	>16
VSWR	<1.5					
Isolation: inter-system (dB)	≥28					
Isolation: inter-system (dB)	≥30					
Intermodulation IM3 (2×43dBm carrier)	≤-150 dBc					
Impedance (Ω)	50					
Max. power per input (W) @50°C	400			250		
Lightning protection	DC Ground					

Mechanical specifications	
Connector	4x4.3-10 Female
Connector position	Bottom
Heightxwidthxdepth (mm)	1450x270x140
Packing size (mm)	1775x365x220
Antenna weight (kg)	15.5
Installation kit weight (kg)	5.5
Packing weight (kg)	23
Wind load (N,at 150km/h) Frontal/Lateral/Rearside	434/159/515
Max. wind velocity (km/h)	216
Radome material	Fiberglass
Radome color	Gray
Mechanical tilt (°)	0~15
Operating temperature (°C)	-50~65
Mounting hardware (mm)	Φ50~Φ115

Integrated RET Properties	
RET model	TRCU-TQ10P2V01
RET type	Integrated (Replaceable)
RET protocol	AISG 2.0 / 3GPP
Power supply(V)	10-30 DC
Power consumption(W)	≤0.6 (Idle, 12V), ≤6 (in Motion, 12V)
Adjustment time(Full range)	<4Mins
Adjustment cycles	>50,000
Temperature range (°C)	-40~65
Lightning protection	3KA(8/20μs) @ Pin5& Pin3; 5KA(8/20μs) @ Pin1/ Pin6& Pin7
Connectors	2 x 8 Pin circle connector according To IEC 60130-9 And AISG. Daisy chain in: Male , Daisy chain out: Female Pin1: 12V; Pin3: RS485B; Pin5: RS485A; Pin6: 10-30V; Pin7: GND; Pin2 & Pin4 & Pin8: N/C



790~960MHz



1710~2170MHz

Ant Array	RET Unique ID
R1	TY00000.....R1
B1	TY00000.....B1